

---

# Premios DMC

## Congresos Internacionales

28 de diciembre de 2014

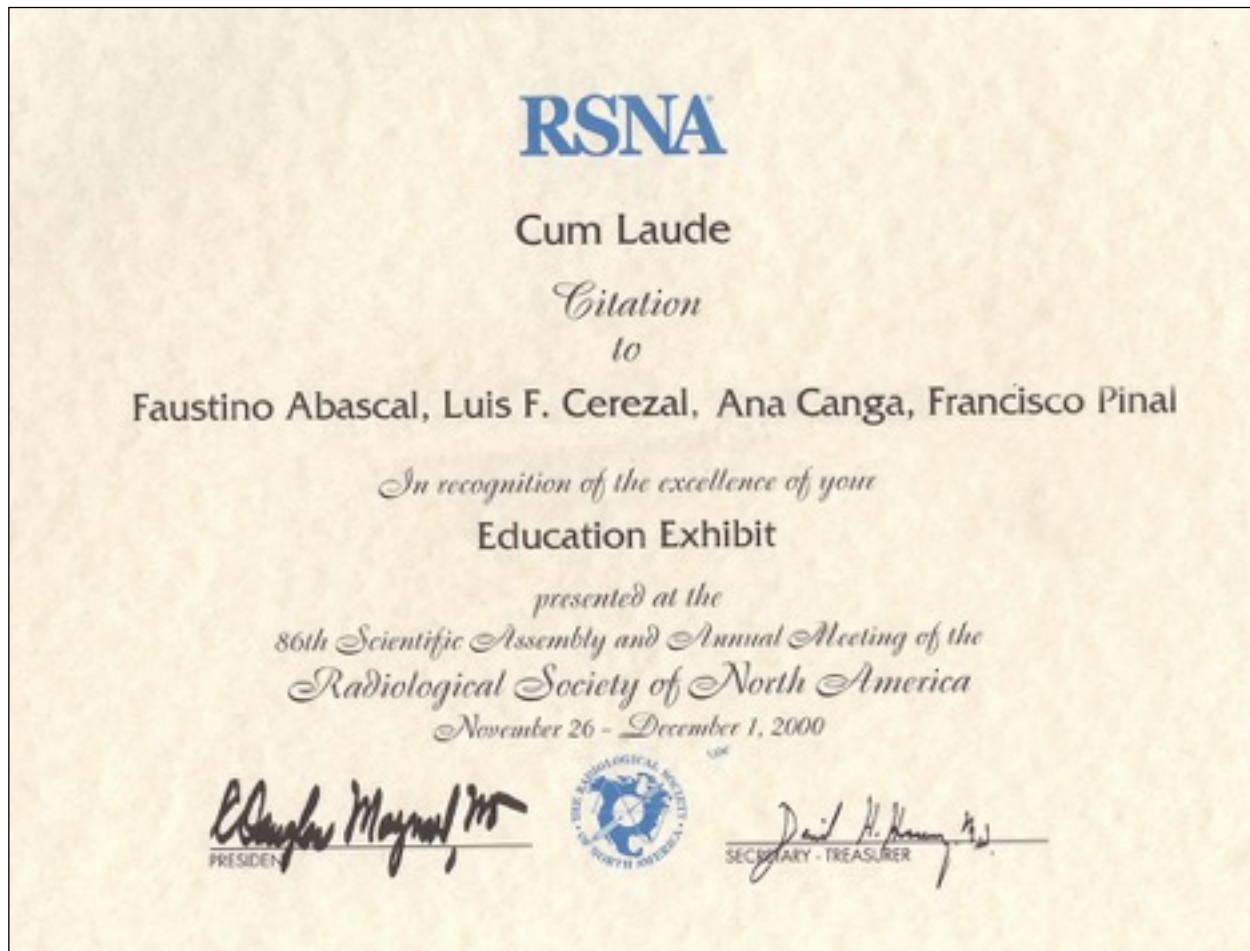
---

### Introducción

DMC ha recibido un total de 15 premios en Congresos Internacionales de Radiología y 6 premios en Congresos Nacionales. La mayor parte de ellos en el Congreso de la Sociedad Americana de Radiología RSNA. Este es el Congreso Médico con mayor número de participantes en todo el mundo (cerca de 60.000) y se celebra anualmente en la Ciudad de Chicago. Los radiólogos de DMC participan con comunicaciones científicas de forma ininterrumpida desde el año 1997. DMC ha recibido cuatro Magna Cum Laude (máxima distinción del Congreso), tres Cum Laude y 6 Certificados de Mérito. También ha recibido dos premios en el Congreso Europeo ECR de Viena, un Magna Cum Laude y un Premio a la Mejor Comunicación Científica.

1. *Chronic ankle instability: MR evaluation of the associated injuries*. Cerezal L, Canga A, Bustamante M, Abascal F, González A, Altónaga JR. **Certificate of Merit** of the 83rd Scientific Assembly and Annual Meeting of the Radiological Society of North America. Chicago 1997

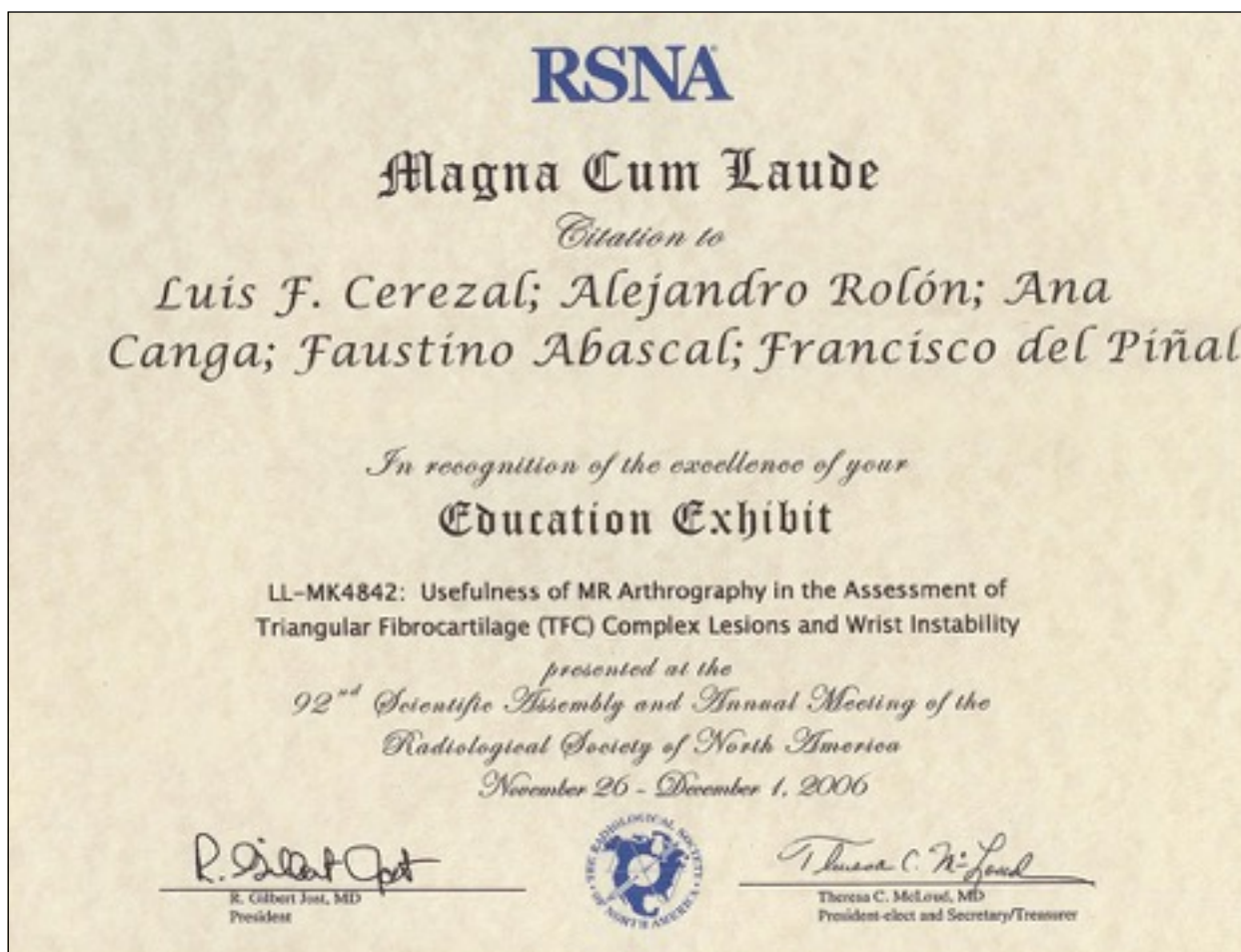
2. *Imaging findings of the ulnar wrist impaction syndromes*. Abascal F, Cerezal L, Canga A, Del Piñal. **Cum laude** of the 86th Scientific Assembly and Annual Meeting of the Radiological Society of North America. Chicago 2000



3. *Ulnar styloid impaction syndrome: Imaging findings*. Cerezal L, Del Piñal, Abascal F, Canga A. **Certificate of Merit** of the 88<sup>th</sup> Scientific Assembly and Annual Meeting of the Radiological Society of North America. Chicago 2002

4. *MR Imaging of Athletic Injuries of the Wrist and Hand*. Cerezal L, Abascal F, Del Piñal, Canga A, Llopis E. **Certificate of Merit** of the 91<sup>st</sup> Scientific Assembly and Annual Meeting of the Radiological Society of North America. Chicago 2005

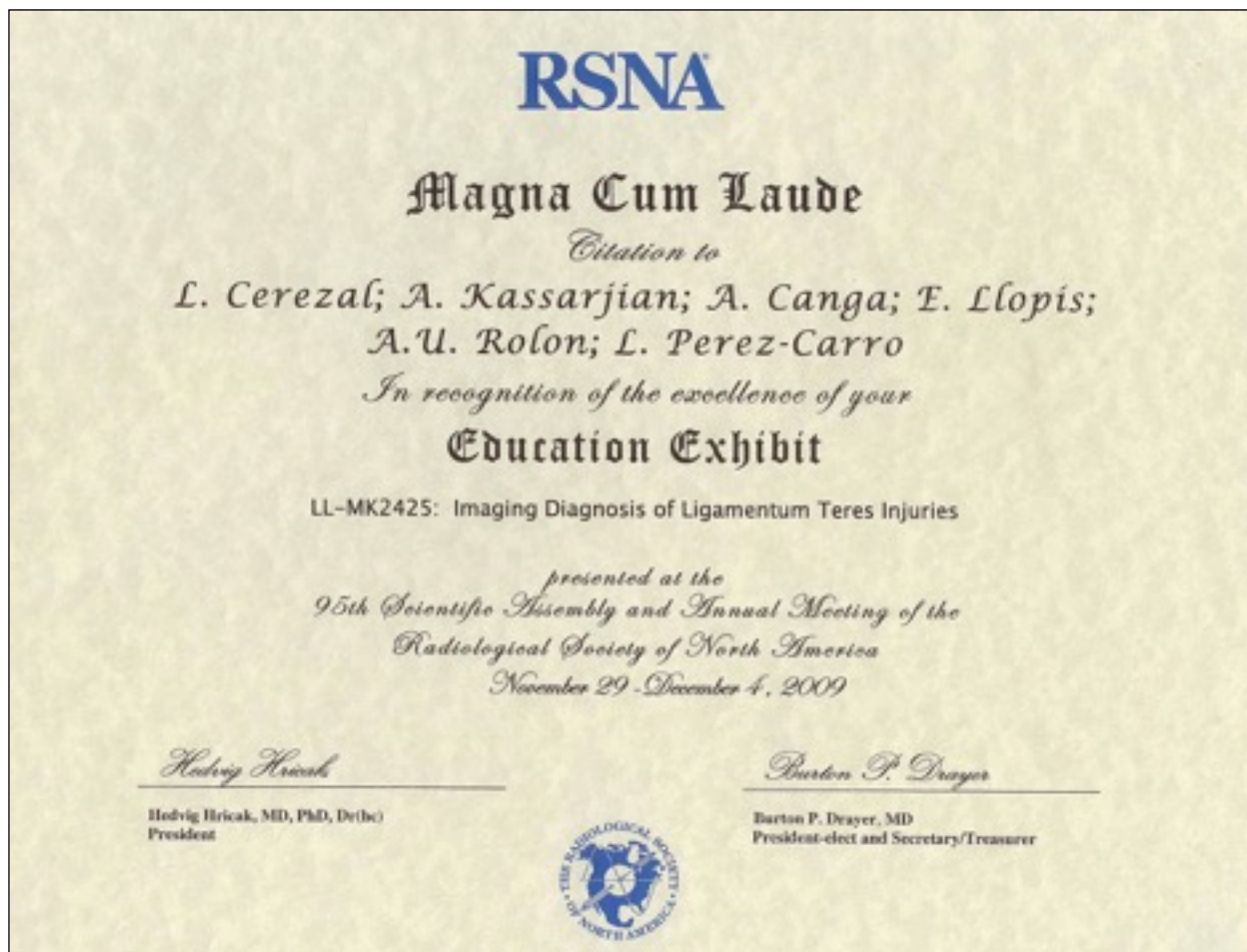
5. *Usefulness of MR Arthrography in the Assessment of Triangular Fibrocartilage (TFC) Complex Lesions and Wrist Instability*. Cerezal L, Rolón A, Canga A, Abascal F, Del Piñal. **Magna Cum Laude** of the 92<sup>nd</sup> Scientific Assembly and Annual Meeting of the Radiological Society of North America. Chicago 2006



6. *Hip MR arthrography with leg skin traction: Technical innovation to improve hip MR arthrography.* Llopis E, Cerezal L, Kassarian A, Higuera V. **Best Musculoskeletal Scientific Presentation.** European Congress of Radiology. Viena 2008

7. *Lateral Synovial Plica of the Elbow Causing Posterolateral Impingement: Anatomy and Arthro MRI with Surgical Correlation.* Capiel C, Sanmartino M, Canga A, Rolón A, Cerezal L. 94 **Certificate of Merit** of the 94 Scientific Assembly and Annual Meeting of the Radiological Society of North America. Chicago 2008

8. *Imaging Diagnosis of Ligamentum Teres Injuries.* Cerezal L, Kassarian A, Canga A, Llopis E, Rolon A; Pérez -Carro L. **Magna Cum Laude** of the 95 Scientific Assembly and Annual Meeting of the Radiological Society of North America. Chicago 2009



9. *Ligamentum teres of the hip: Anatomy, pathology, and treatment*. Cerezal L, Canga A, Montero JA, Dobado MC, Pérez Carro L, Porrero J. **Magna cum laude**. European Congress Radiology, Vienna, Austria 2009



10. *New Insights into TFC Complex Injuries: An Update on Anatomy, Imaging Diagnosis, and Arthroscopic Management*. Cerezal L, Piñal F, Canga A, Golanó P, Llopis E, Rolón A. **Magna Cum Laude** of the 97 Scientific Assembly and Annual Meeting of the Radiological Society of North America. Chicago 2011



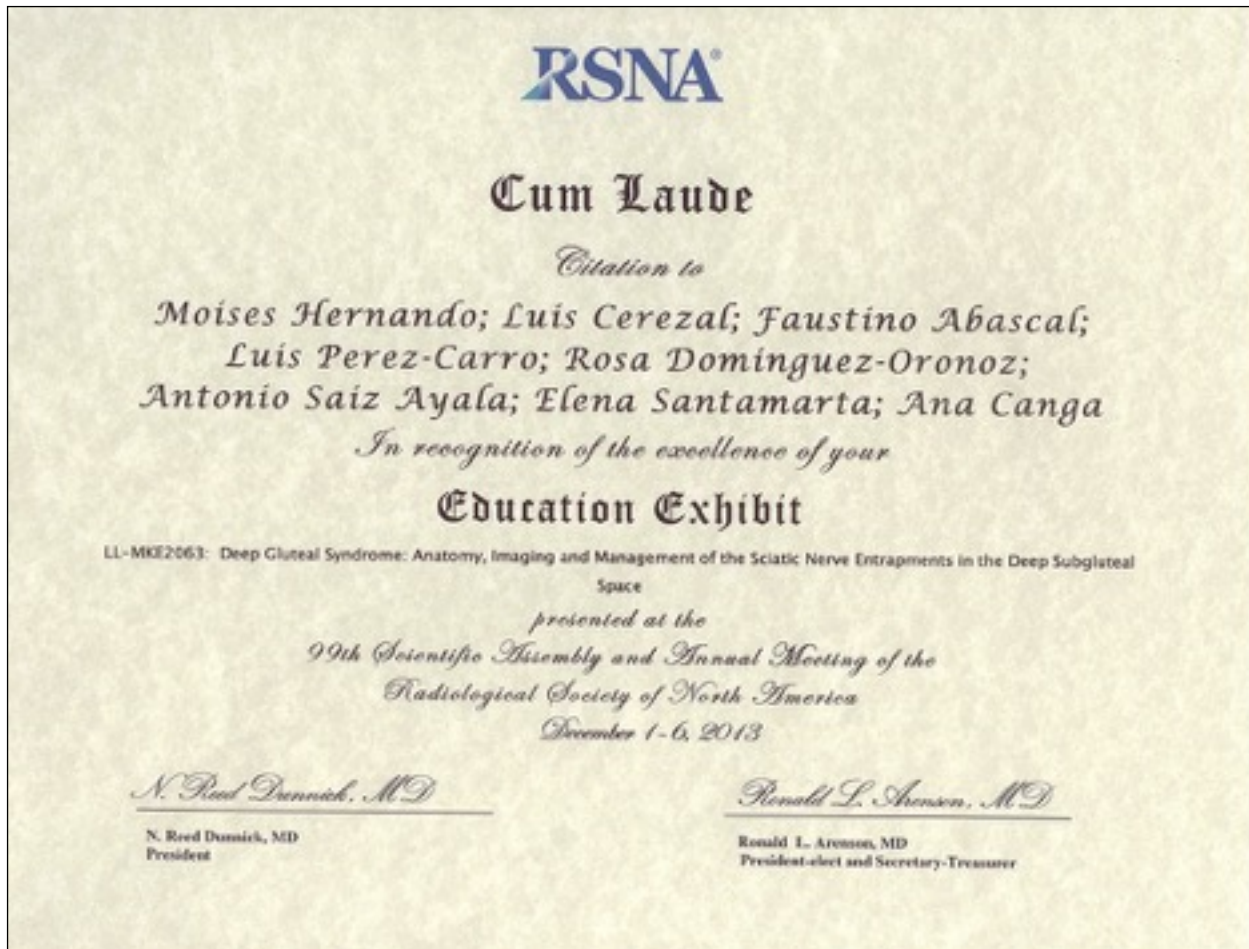
11. *Imaging Diagnosis and Management of Hip Microinstability in the Athlete*. Cerezal L, Alomar X, Arnaiz J, Canga A, Piedra T, Hernando M. **Certificate of Merit** of the 97 Scientific Assembly and Annual Meeting of the Radiological Society of North America. Chicago, USA. 2011.

12. *Ulnar Wrist Pain: A Review of Current Diagnostic Imaging Approaches*. Cerezal L, Abascal F, Hernando M, Canga A, Llopis E, del Piñal F. **Magna Cum Laude** of the 98 Scientific Assembly and Annual Meeting of the Radiological Society of North America. Chicago 2012.



13. *MRI Evaluation of Adhesive Capsulitis*. Barua R, Umans HR, Tobin KS, Cerezal L, Steinbach LS. 98 Scientific Assembly and Annual Meeting of the Radiological Society of North America. Chicago, USA. 2012.

14. *Deep gluteal syndrome: anatomy, imaging, and management of the sciatic nerve entrapments in the deep gluteal space.* Hernando M, Cerezal L, Abascal F, Pérez Carro, Domínguez Oronoz R, Saiz Ayala A, Canga A. **Cum Laude** of the 99 Scientific Assembly and Annual Meeting of the Radiological Society of North America. Chicago 2013





15. *Evaluation and Management of Ischiofemoral Impingement: A Radiologic and Therapeutic Approach to a Complex Diagnosis*. Hernando M, Cerezal L, M Carro L, Guillen Vargas L, Dominguez-Oronoz R, Canga A. **Cum Laude** of the 100 Scientific Assembly and Annual Meeting of the Radiological Society of North America. Chicago 2014

